

DFS190 - M7 - XML Reports

M7 Release 6.20.168

Date 01.10.2025
Author M7 Project Team
Reviewer M7 Project Manager

Deutsche Börse AG

Mailing address

Mergenthaleralle 61
65760 Eschborn

Web

www.deutsche-boerse.de

Chairman of the Supervisory Board

Martin Jetter

Executive Board

Theodor Weimer (Chief Executive Officer)

Christoph Böhm (Chief Information Officer / Chief Operating Officer)

Thomas Book (Trading & Clearing)

Heike Eckert (HR (Director of Labour Relations) & Compliance)

Stephan Leithner (Responsible for Pre- & Post-Trading)

Gregor Pottmeyer (Chief Financial Officer)

German stock corporation registered in

Frankfurt/Main

HRB No. 32232

Local court: Frankfurt/Main

Disclaimer

©2024 Deutsche Boerse AG - All rights reserved. The information contained in this document is confidential or protected by law. Any unauthorized copying of this document or part of it or unauthorized distribution of the information contained herein is prohibited. All materials provided by DB in this context are and remain the intellectual property of DB and all rights therein are reserved.

1 Abstract

This document contains a functional description of the XML reports generated by the Reporting Engine and Reporter modules of the M7 Trading. This includes report subscription, report generation, report structure, available report types and their contents. It requires a familiarity with the XML standard, as defined by the World Wide Web Consortium (W3C, see <https://www.w3.org/XML> for more information).

Note: Data contained in graphics and examples are for illustrative purposes only.

2 Introduction

2.1 General

The M7 Trading Module enables the trading of energy products and commodity derivatives between different market areas.

All trading related activities, like order entry, order modification or the generation of trades, are documented in XML reports which are generated based on data from the M7 Trading Module and can be downloaded via the WebGUI.

The reports generated by the Reporting Engine module are available to both report users who can belong to a non-Admin member and to market operations (Admin members).

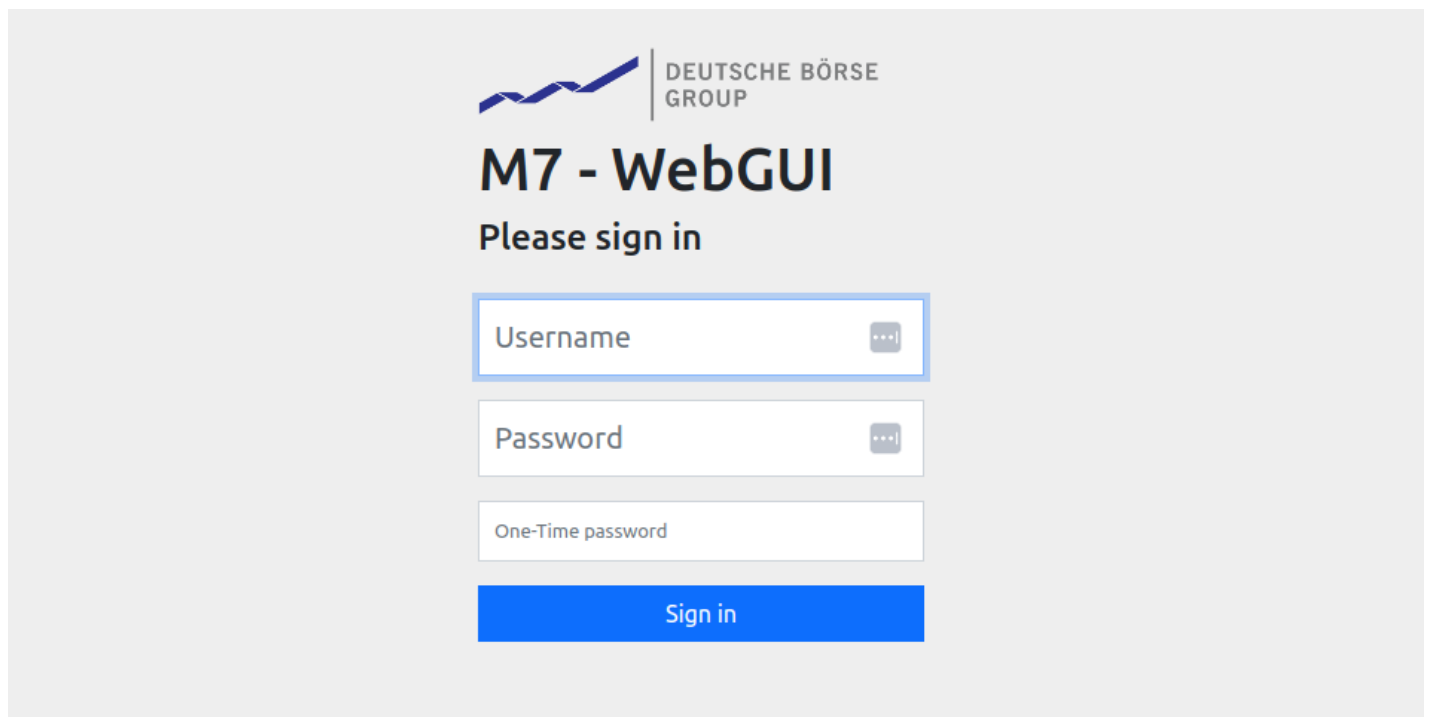
The reports generated by the Reporter module are designed for market operations only (Admin members).

2.2 System Login

Access to the M7 Service Market Operation WebGUI is protected by SSL connection encryption and implements [two-factor authentication \(2FA\)](#).

On the log-in screen, the User is asked to provide following information:

- User Name
- User Password (static)
- Time Based One-Time Password (TOTP)



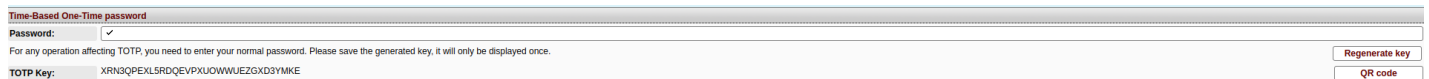
The screenshot shows the login interface for the M7 - WebGUI. At the top, there is the Deutsche Börse Group logo. Below it, the text 'M7 - WebGUI' is prominently displayed, followed by the instruction 'Please sign in'. The login form consists of three input fields: 'Username', 'Password', and 'One-Time password'. Each field has a small icon on the right side. A blue 'Sign in' button is located at the bottom of the form.

After successful authentication through the entry of a valid market operation Username and passwords, the system's "Report Subscription and Download" page opens (see [Report Subscription and Download](#)). If an invalid Username or any of the passwords is entered, the user receives an error message and access to the M7 Service is denied.

2.2.1 Two-Factor Authentication

M7T implements an industry standard form of 2FA. For logging in, the User is configured with a static password complemented by a Time-based one-time password (TOTP) generated by an Authenticator with each login based on a known algorithm. The User is allowed to log in to the M7T WebGUI only if both passwords provided on login - the static password and the TOTP - are correct.

In order to generate the TOTP code, TOTP key needs to be provided to User's Authenticator. This key is generated when a new user is created (For details please refer to *MFG130 Admin Manual for Market Operations WebGUI*, the chapter First Time User Setup. To generate the code for login either an Authenticator application or custom implementation of the TOTP algorithm can be used.



Time-Based One-Time password

Password:

For any operation affecting TOTP, you need to enter your normal password. Please save the generated key, it will only be displayed once.

TOTP Key: XRN3QPEXLSRDQVVPXUJOWWUEZGXDSYMKKE

Regenerate key

QR code

Change of TOTP key can be done via Change password Screen and clicking to the Regenerate Key button. Newly generated key needs to be provided to the Authenticator, is then shown in the TOTP Key field. Once generated, the new TOTP key is displayed until the User navigates away from the Change Password Screen or logs out.

A QR Code with the TOTP Key can be downloaded by clicking the QR Code button. It can be scanned and used to configure the Authenticator conveniently if the application supports such functionality.



2.2.2 Cipher Suites Supported for Connection to WebGUI

The M7 Trading application currently supports the following cipher suites for the connection to the M7 Service Market Operation WebGUI:

- TLS_DHE_RSA_WITH_AES_128_GCM_SHA256
- TLS_DHE_RSA_WITH_AES_256_GCM_SHA384
- TLS_ECDHE_RSA_WITH_AES_128_GCM_SHA256
- TLS_ECDHE_RSA_WITH_AES_256_GCM_SHA384

Disclaimer: The above-mentioned list is based on the last penetration test performed by DBAG in November 2020 and may be subject to change. Any modifications to the list triggered by DBAG will be announced with sufficient lead time, whenever the situation allows it (an example of an exception would be the installation of a security patch).

Nevertheless, it is important to note that also upgrades of the OS and the SSL library may result in some (but not all) of the above listed ciphers not being supported for establishing the communication with the M7 Service Market Operation WebGUI. As DBAG cannot influence the project lifecycle of the third parties' software, it strongly recommends the M7 Service Market Operation users to perform a simple login test to verify that it is possible to log in into the M7 Service Market Operation WebGUI using the selected browser. Such test should be executed at least once for each major release (6.11, 6.12 etc.) during the release UAT phase, to prevent later connectivity issues in a Production environment.

3 XML Report Layout

3.1 General

The XML report layout consists of the basic elements: structures and data fields, whilst each XML element occurs in a sequence defined by the main report structure.

3.2 Structure Elements

Structures are ordered collections of structure members (see [Structure Members](#)) and may contain data fields and/or other structure elements (substructures).

3.3 Structure Members

A structure member is either a data field or another structure element. A structure member may be enriched by attributes to define report specific properties.

Data fields are elements which contain data as defined by their data type (see [Data Types](#)).

Substructures may occur zero, once or multiple times inside a structure (see [Structure Cardinality](#)).

All elements may be mandatory or optional (see [Usage Code](#)). Optional elements may be omitted in the XML report.

3.4 Data Types

The following data types are used in the description of each report generated by

- the Reporting Engine module:

Format	Example	Note
Char(<i>n</i>)	"TRD001" or "ABC" or ""	Maximum length <i>n</i>
Integer	"1111"	
Long	"111111111111111111"	
Decimal	"11.11"	
Date	"2015-03-28"	Format YYYY-MM-DD, unless it is specified otherwise.
Time	"23:59:59.999+02:00"	Format hh:mm:ss.ccc All times contain the UTC offset.
DateTime	"2015-03-28 10:40:11.102+02:00"	Format YYYY-MM-DD hh:mm:ss.ccc+UTC offset, unless it is specified otherwise. All times contain the UTC offset.

- the Reporter module:

Format	Example	Note
Char(<i>n</i>)	"TRD001" or "ABC" or ""	Maximal length <i>n</i>

Format	Example	Note
Integer	"1111"	
Long	"11111111111111111111"	An integer number between -9223372036854775808 and 9223372036854775807, unless it is specified otherwise.
Decimal	"11.11"	
DateTime	"2021-03-15T10:40:11Z"	Format YYYY-MM-DDThh:mm:ssZ, unless it is specified otherwise. All date times are in the UTC time.
Boolean	"false"	

For further details on the data types used by the Reporter module please see <https://www.w3.org/TR/xmlschema-2/>.

3.5 Structure Cardinality

Any substructure may occur zero, one or multiple times in a structure.

The XML report structure descriptions in this document contain the cardinality information in the column "No.", which can contain the following values:

Value	Description
0..1	Substructure occurs exactly one time or not at all.
1	Substructure occurs exactly one time.
0..n	Substructure can occur zero to n times.
1..n	Substructure occurs at least one time, and a maximum of n times.

3.6 Usage Code

The XML report descriptions contain usage codes for each tag. These codes provide information on whether a tag is mandatory or optional. The table below lists all applicable usage codes and provides a description.

Usage Code	Explicit	Field Usage Description
m	mandatory	The tag occurs always if it is part of an existing structure (but may contain an empty string)
o	optional	The tag may be omitted

3.7 Basic Structure

3.7.1 Structure of Reports Generated by the Reporting Engine

The basic structure of each report is:

1. All content is enclosed by a tag with the report name code

```
<rptName>
```

2. Each report contains a header enclosed in the header tag

```
<rptHeader>
```

3. After the header, the main report data is enclosed by the tag

```
<rptNameGrp>
```

4. The report structure then looks as follows

```
<rptName>  
  <rptHeader>  
    <!-- header content -->  
  </rptHeader>  
  <rptNameGrp>  
    <!-- data content -->  
  </rptNameGrp>  
</rptName>
```

3.7.2 Structure of Reports Generated by the Reporter

The basic structure of each report is:

1. All content is enclosed by a tag with the report name code

```
<name>
```

2. Each report contains a header enclosed in the header tag

```
<header>
```

3. After the header, the main report data is enclosed by the tag

```
<body>
```

4. The report structure then looks as follows

```
<name>  
  <header>  
    <!-- header content -->  
  </header>  
  <body>  
    <!-- data content -->  
  </body>  
</name>
```

4 Report Subscription and Download

In the WebGUI of the M7 Trading Module, a report user can manage the subscriptions to the XML reports and download the generated subscribed reports.

After logging into the WebGUI, a window with the following sections is displayed:

- *Subscribe Reports*. The window refers to the reports generated by the Reporting Engine,
- *Reporter Admin Reports*. The window refers to the reports generated by the Reporter module (only visible for ADMIN report users),
- *Download Reports*.

The screenshot displays three distinct sections of the WebGUI interface:

- Subscribe Reports:** A table with columns 'ID', 'Freq', 'Name', and 'Subscribe'. It lists four report types: TC540 (Daily Order Maintenance Report), TC810 (Daily Trade Confirmation Report), TC820 (Open Otc Maintenance Report), and TC840 (RefData XML Report). All 'Subscribe' checkboxes are checked. Below the table are 'Reload' and 'Save subscriptions' buttons.
- Reporter Admin Reports:** A table with columns 'ID', 'Freq', and 'Name'. It lists one report type: TC550 (Admin Order Data Report) with a frequency of 10M. A 'Reload' button is located at the bottom right.
- Download Reports:** A table with columns 'ID', 'Size', 'Date', and 'Filename'. It lists eight report files, all generated on 06.04.2021, with sizes ranging from 442 to 444 bytes. The filenames include report IDs and timestamps. A 'Reload' button is located at the bottom right.

4.1 Subscription

In the "Subscribe Reports" section, a report user can subscribe to one or more daily reports.

The subscription area of the report page contains a table with the following columns:

- **ID** An identification code for each report type.
- **Freq** Indicates the generation frequency of each report. All reports are generated daily which is indicated by the value "D".
- **Name** The report name.
- **Subscribe** The checkbox to subscribe/unsubscribe a report.

The report user can subscribe and unsubscribe to report types by selecting/deselecting the respective report type checkbox (/) and by confirming the settings by clicking the button labelled "Save subscriptions". With the button "Reload" it is possible to retrieve the current state of subscriptions in the database without necessity of logging out and in the WebGUI.

For each exchange, the system operator can configure that the same or a different set of report types will be available for

subscription by the market operations report users and non-Admin report users. A later change to the configured set would require a downtime.

The changes in the subscriptions made by the report user come into effect with the next report generation run and apply to the whole member. In case of a Broker report user, one report is generated for each selected report type which contain both broker's own trading actions as well as actions performed on behalf of other traders.

4.2 Reporter Admin Reports

In the "Reporter Admin Reports" section, a reporting user that belongs to an ADMIN member can view the list of the reports produced by the Reporter module.

The section contains a table with the following columns:

- **ID** An identification code for each report type.
- **Freq** Indicates the generation frequency of the report. For the reports generated by the Reporter module, the following frequency is available and can be displayed:

HOURS	MINUTES
1H (1 hour)	5M (5 minutes)
2H (2 hours)	6M (6 minutes)
3H (3 hours)	10M (10 minutes)
4H (4 hours)	12M (12 minutes)
6H (6 hours)	15M (15 minutes)
8H (8 hours)	20M (20 minutes)
12H (12 hours)	30M (30 minutes)
24H (24 hours)	

- **Name** The report name.

The generation of the reports in this section cannot be turned off/on manually on the WebGUI but the configuration can be amended upon customer's request during a deployment of the Reporter module.

With the button "Reload" it is possible to retrieve the list of the currently supported reports.

The section is not available for non ADMIN reporting users.

4.3 Download

Already generated reports that are ready for download are listed in the bottom section in a table labelled "Download Reports". Each report remains in the download area for 6 trading days after its generation, meaning the report user is able to download the reports for the last 6 trading days.

The number of days available in the "Download Reports" is configurable by the system operator. The change would require a downtime of the Reporting Engine module. The request would also need to be first assessed by DBAG, because the number of days may be limited by the file system where the reports are stored.

With the button "Reload" it is possible to refresh the list of all generated reports available for download.

The "Download Reports" table contains the following columns:

- **ID** An identification code for each report type.
- **Size** Size of the report file.
- **Date** Creation date of the report.
- **Filename** Filename of the report.

5 Report Generation

5.1 Trading Day

While contracts in M7 are traded based on the product time zone, reports generated by the Reporting Engine module use the market time zone (i.e. CET/CEST) and the market trading day configuration (00:00:00 CET/CEST - 23:59:59 CET/CEST on the same calendar day).

The M7 system supports 24/7 trading, i.e. trading around the clock and on each day of the week.

5.2 Report Generation by the Reporting Engine

The reports generated by the Reporting Engine module are used to display data for the generated trades and bids, or order maintenance during the last (full) trading day. They are automatically generated once a day at the preconfigured time. The time is configured by DBAG at the exchange level and applies to all report types generated by this module.

Since the report generation timer is based on UTC (Coordinated Universal Time), the actual time of report generation will differ in Central European Summer Time (CEST) and during Central European Time (CET). During CEST, the reports will be generated one hour later in comparison to CET. In other words, the reports with the generation time configured to hh:mm:ss (UTC) will be generated at (hh+1):mm:ss during CET and at (hh+2):mm:ss during CEST.

Example: Assuming the configured report generation time is 3:00 am UTC, in May the reports will be generated at 5:00 am whereas in November at 4:00 am.

For market operations report users, the reports are generated regardless of the user status. The appropriate <Login ID> will appear in the file name when an ADMIN report user is available; in case of multiple report users, the reports will be named based on the first active user found by the system. If there is no report user at the time of the report generation, the file name will contain the string "UNKNOWN" instead of <Login ID>. The existing reports will not be renamed after an ADMIN report user is available.

For a non-Admin report user, the reports for the trading day t are only generated if both the report member and the appropriate report user were active at the time of the generation on $t-1$.

Note: The reports can be generated the second time for the same trading day or retrospectively only with the assistance of DBAG and upon request of the customer. In case a report for the same trading days is generated again, the first one will be renamed to `~.bak` and will not be available for direct download.

5.3 Report Generation by the Reporter

5.3.1 M7 is connected to XBID

The Reporter module generates reports for market operations report users on a regular basis based on the order and trade data available to M7 at the time of the report generation or after the re-synchronisation with XBID.

The frequency of the report generation depends on the configured duration of the trading period to be covered by one report. For example, with the configured trading period duration of 1 hour, the Reporter module will generate 24 reports. Each report will be generated at latest x minutes after the end of the trading period, where $x = 15 + \text{'configured trading period duration in minutes'} / 6$.

The default trading period duration of 1 hour can be amended by a DBAG system operator during a maintenance window. The

new configuration changed on the day d will come into effect at midnight (UTC) on the day $d+1$. For the list of the allowed trading periods, see [Reporter Admin Reports](#).

The generation of the reports by the Reporter module is managed in the UTC time and the trading period covered by each report is fixed throughout the year to the configured duration. Therefore, DST switches do not have any impact on the timings of the reports generation nor on the duration of the trading period covered by the reports.

5.3.2 M7 is disconnected from XBID

The Reporter module reacts upon M7 disconnection events from and re-connection events to XBID. Upon an automatic detection of an M7 disconnection event from XBID, the Reporter stops generating the reports.

5.3.3 M7 re-connection to XBID

As soon as the Reporter module recognises that the connection between M7 and XBID has been re-established and the synchronisation with M7 has been completed, it automatically starts generating the missing reports, from the report with the oldest trading period towards the newest. Once all missing reports have been generated, the usual report generation is resumed. The missing reports are generated at most 6 trading days back.

6 XML Report Descriptions

The following chapter describes the content of reports and their structure including information contained in the individual attributes.

6.1 TC540 Daily Order Maintenance

<p>Description</p>	<p>The report contains a list of order maintenance actions which have been performed on the member's orders during the observed period.</p> <p>An order maintenance action is reported if:</p> <ul style="list-style-type: none"> - It has been executed during the trading day stated in the tag <rprtPrntEffDat>, AND - It has been executed by the M7 instance (local and linked products), OR - It has been executed by the XBID instance (remote products, if the environment is configured with the tranTim Activated), OR - M7 has received a confirmation about the action being executed from the XBID instance (remote products, if the environment is configured with tranTim Deactivated), OR - It was based on the information received from XBID. For details please refer to <i>DFS160a</i>, the chapter Full Order History. <p>For a report user belonging to a Regular member, the report is arranged by traders and contracts and lists the actions taken for the maintenance of orders during the trading day.</p> <p>For a market operations report user, the report is an aggregation of the order data of all members, arranged by the member code and then as described above.</p> <p>For a report user belonging to a Broker member, the report contains the broker's order maintenance actions performed on behalf of other members, and, in case of own trading, also such actions performed by the broker's own member. The report is arranged in the same way as for the market operations.</p>
<p>Frequency</p>	<p>Daily</p>
<p>Generation</p>	<p>Triggered by timer</p>
<p>Availability</p>	<p>Report user of a non-Admin member + market operations report user</p>

6.1.1 TC540 Selection Criteria and Target Group

The report is generated as member-specific as well as for market operations. The latter receives the report as an aggregation of all generated member reports.

6.1.2 TC540 Structural Logic

For each member, a <tc540Grp> contains the orders that have been modified by the member's users. Inside this group tag, the orders are sorted by a combination of the user code and contract. Each such combination is defined by a <tc540Grp1>. Finally, within this group tag, each maintenance action is listed individually inside a <tc540Rec> tag (please see guidance on the reported maintenance actions in [TC540 Daily Order Maintenance](#)). All <tc540Rec> inside a <tc540Grp1> appear in

chronological order (earliest first). To ensure such ordering, the actions are ordered by their revision.

One report does not necessarily contain the complete lifecycle of an order, as it lists only the maintenance actions for one trading day, which is displayed in the tag <rptPrntEffDat>.

In the report for the market operations, a member will appear if and only if at least one of its users performed an order maintenance action (or the action was performed on behalf) during the last (full) trading day. In this regard, the status in which the (trading) member or its user is at the time of the report generation is irrelevant.

6.1.3 TC540 Example

Member A has two traders called Trader I and Trader II. Trader I performed two maintenance actions on an order for contract X and trader II performed one maintenance action on an order for the same contract X and two maintenance actions on an order for contract Y. Some of the orders have been *entered* the day before. However, the TC540 only contains the actions that were performed on the orders on the trading day stated in the "rptPrntEffDat" field. The resulting report structure is:

```
<tc540Grp>          <!-- contains all actions for Member A -->
  <tc540Grp1>       <!-- contains the actions of Trader I for contract X -->
    <tc540Rec>      <!-- the first action of Trader I on contract X -->
    <tc540Rec>      <!-- the second action of Trader I on contract X -->
  <tc540Grp1>       <!-- contains the actions of Trader II for contract X -->
    <tc540Rec>      <!-- an action of Trader II on contract X -->
  <tc540Grp1>       <!-- contains the actions of Trader II for contract Y -->
    <tc540Rec>      <!-- the first action of Trader II on contract Y -->
    <tc540Rec>      <!-- the second action of Trader II on contract Y -->
```

6.1.4 TC540 Structure

XML Tag	Type	m/o	No.	Data Type	Short description
tc540	SE	m	1	Structure	TC540 Daily Order Maintenance
rptHdr	SE	m	1	Structure	
exchNam	CE	m	1	Char(6)	The name of the exchange the report was created for.
envText	CE	m	1	Char(1)	The technical environment where the report was generated. Valid values: D: Development A: Acceptance S: Simulation P: Production
rptCod	CE	m	1	Char(5)	The naming code of the XML report. Valid values: TC540 TC810 TC820 TC840

XML Tag	Type	m/o	No.	Data Type	Short description
rptNam	CE	m	1	Char(53)	The XML report name
membLglNam	CE	o	0..1	Char(40)	The market area. Valid values: A valid market area (short name)
rptPrntEffDat	CE	m	1	Date	The print effective date of the XML report. All data in the report refers to this trading day.
rptPrntRunDat	CE	m	1	Date	The run date of the XML report. This is the day when the report was created.
tc540Grp	SE	o	0..n	Structure	
tc540KeyGrp	SE	m	1	Structure	
membExclCod	CE	m	1	Char(5)	The "Member ID" of the latest order owner. For orders created by M7 as a result of AOT, it is the "Member ID" of the order owner before the AOT has been performed.
tc540Grp1	SE	m	1..n	Structure	Conditions: present only if an order was modified on rptPrntEffDat
tc540KeyGrp1	SE	m	1	Structure	
partIdCod	CE	m	1	Char(6)	The "User Code" of the latest order owner. For orders created by M7 as a result of AOT, it is the "User Code" of the latest order owner before the AOT has been performed.
instTitl	SE	m	1	Structure	
wknNo	CE	o	0..1	Char(9)	DEPRECATED This field contains the WKN number
isinCod	CE	m	1	Char(128)	The contract identifier. It is the long name of the contract.
currTypCod	CE	m	1	Char(3)	Currency Type Code contains the currency in which the product is traded. Valid values: A valid ISO code
product	CE	m	1	Char(32)	The name of the product.
tc540Rec	SE	m	1..n	Structure	

XML Tag	Type	m/o	No.	Data Type	Short description
tranTim	CE	m	1	Time	<p>The transaction timestamp.</p> <p>For local orders, the exact time when the maintenance action, trade execution or modification was performed.</p> <p>For orders created by M7 as a result of AOT it is the time of the order transfer (time of transfer from remote contract (XBID) to linked contract (local)).</p> <p>For remote orders, timestamp is provided based on configuration of the environment:</p> <p>Activated Timestamp is filled with data provided by XBID.</p> <p>Deactivated The exact time when M7 received the information on the maintenance action from XBID.</p> <p>Note: This time may differ from the actual time of processing the maintenance action by XBID.</p> <p>Valid values: Any time in the format hh:mm:ss:ccc.</p>
mktArea	CE	m	1	Char(8)	<p>The market area.</p> <p>Valid values: A valid market area (short name)</p>
tso	CE	m	1	Char(8)	The short name of a delivery area
balGrp	CE	m	1	Char(32)	Balancing Group for which the order was entered.
clgHse	SE	o	0..n	Structure	DEPRECATED Clearing House.
clgHseCode	CE	m	1	Char(4)	<p>DEPRECATED The code of the clearing house for which the order was entered, respectively modified; or for which the trade was executed, respectively modified.</p> <p>Condition: Present if a clearing house code was specified as part of the respective order.</p>
clgAcct	SE	m	1	Structure	DEPRECATED
clgAcctId	CE	m	1..n	Integer	<p>DEPRECATED The code of the clearing house for which the order was entered, respectively modified; or for which the trade was executed, respectively modified.</p> <p>Condition: Present if a clearing account ID was specified as part of the respective order.</p>
entTim	CE	m	1	Time	<p>The entry time of an order. If the price/time mechanism of an order is modified, it is deleted and a new one (with a new order entry time) is entered instead. For orders created by M7 as a result of AOT it is the entTim of the related remote order before the AOT has been performed.</p>

XML Tag	Type	m/o	No.	Data Type	Short description
actnCod	CE	m	1	Char(1)	<p>The action code of a maintenance step for an order or matching of a quote. Valid values:</p> <p>A - Add (also used when activating an order). Note: This action code is used independent of the order being added in active or hibernated state.</p> <p>C - Change</p> <p>D - Delete</p> <p>H - Hibernation (deactivation)</p> <p>I - Insertion of new slice (iceberg orders)</p> <p>M - Full match of an order or quote</p> <p>P - Partial match of an order or quote</p> <p>X - System deletion (order expiration)</p>
aggressorIndicator	CE	o	0..1	Char(1)	<p>Indicates whether the executed order was as a trade aggressor or as a trade originator. Valid values:</p> <p>Y - Trade aggressor</p> <p>N - Trade originator</p> <p>U - Unknown, used for executed orders of remote products, orders transferred to linked contracts and data before migration</p> <p>Condition: Present if the <i>actnCod</i> of the order is either "M" (full match) or "P" (partial match).</p>
revisionNo	CE	m	1	Long	<p>The revision value for each maintenance step.</p> <p>Initial value is 1. When a local order or an order created by M7 as a result of AOT is modified, the value is increased by one. When a remote order is modified, the value may be increased by more than one, because the maintenance actions that were performed only locally (e.g. storing an order locally on M7 before forwarding it to XBID) are excluded from the report.</p> <p>Both for remote and local orders, it can only be guaranteed that the <i>revisionNo</i> will be always monotonically increasing, but not that the delta will always be one.</p>

XML Tag	Type	m/o	No.	Data Type	Short description
remoteRevisionNo	CE	o	0..1	Long	<p>The revision value for each order maintenance step.</p> <p>The field is not present for orders created by M7 as a result of AOT.</p> <p>The initial value is 1. When an order is modified in XBID, value is increased by one. In case of a disconnection event from XBID, M7 bases the order history on the information received from XBID. For details please refer to <i>DFS160a</i>, the chapter Full Order History.</p> <p>Conditions: Present if the order has been communicated to the XBID SOB</p>
listID	CE	o	0..1	Long	<p>The "Basket ID" of a basket order.</p> <p>Conditions: Present if the order is a part of a basket</p>
listExecInst	CE	o	0..1	Char(6)	<p>The execution instruction of a basket order. Valid values:</p> <p>LINKED - All orders of the basket or none will be executed.</p> <p>NONE - No execution instruction</p> <p>VALID - Either all orders of the basket are valid or all orders are rejected.</p> <p>Conditions: Present if the order is a part of a basket.</p>
ordrNo	CE	m	1	Long	<p>The "Order ID". It may be changed when the order is modified.</p>
remoteOrdrNo	CE	o	0..1	Long	<p>An "Order ID" assigned to the order by XBID SOB. It may be changed when the order is modified.</p> <p>The field is not present for orders created by M7 as a result of AOT.</p> <p>Conditions: Present if the order has been communicated to the XBID SOB</p>
ordrInitialNo	CE	o	0..1	Long	<p>The "ordrInitialNo" equals to the "orderNo" that was assigned to an order when it was entered for the very first time or when it was created by M7 as a result of AOT. It remains the same even if the order is modified.</p>

XML Tag	Type	m/o	No.	Data Type	Short description
ordrParentNo	CE	o	0..1	Long	<p>The field is displayed only if the maintenance step led to a new "ordrNo". In such case, it contains the "ordrNo" of the previously modified order.</p> <p>In case an order has been created by M7 as a result of AOT, the ordrParentNo of the related remote order is not present.</p> <p>Example: An order with the "ordrNo" 100 is modified leading to a new "ordrNo" 101. In the TC540Rec for this maintenance step, the field "ordrNo" will contain the value 101 and the field "ordrParentNo" will contain the value 100.</p> <p>Conditions: Present if the order was modified which led to a new order with a new order number.</p>
preAotld	CE	o	0..1	Long	<p>The local Id of the remote order that this order originated from during AOT.</p> <p>Conditions: Populated if this is a local order transferred from a remote order during AOT.</p> <p>It is expected to be carried over for all order transactions related to the first transferred local order.</p>
ordrBuyCod	CE	m	1	Char(1)	<p>Order Buy Code. It indicates whether the order is a buy or a sell order. Valid values:</p> <p>B - Buy order</p> <p>S - Sell order</p>
opnClseInd	CE	o	0..1	Char(1)	<p>The open close indicator. It shows whether the order is linked to an open or close position. Valid values:</p> <p>O - Open position indicator</p> <p>C - Close position indicator</p> <p>Conditions: Present if the order was submitted with a valid value in the "Open Close Indicator" field</p>
acctTypCodGrp	CE	m	1	Char(2)	<p>The account type group. Valid values:</p> <p>A or A1..A9 - Agent account</p> <p>P or P1..P9 - Proprietary account</p>
ordrQty	CE	m	1	Decimal	<p>The order quantity in "qtyUnit". After a trade, the quantity is reduced by the amount executed in the last trade until the order is fully matched (quantity = 0.0). For iceberg orders it is the current exposed quantity (the current size of the active slice). For orders created by M7 as a result of AOT it is the last ordrQty of the related remote order before the AOT has been performed.</p>

XML Tag	Type	m/o	No.	Data Type	Short description
peakSizeQty	CE	o	0..1	Decimal	The peak size quantity of an iceberg order in "qtyUnit". For orders created by M7 as a result of AOT it is the last peakSizeQty of the related remote order before the AOT has been performed. Conditions: Present if <i>ordrTypCod</i> is "I" (iceberg order).
totalRemQty	CE	o	0..1	Decimal	The total remaining quantity of an iceberg order in "qtyUnit". For orders created by M7 as a result of AOT it is the last totalRemQty of the related remote order before the AOT has been performed. Conditions: present if <i>ordrTypCod</i> is "I" (iceberg order)
stopPrc	CE	o	0..1	Decimal	The stop price of a stop limit order Conditions: Present if <i>ordrTypCod</i> is "S" (stop limit order)
ppd	CE	o	0..1	Decimal	The peak price delta of an iceberg order Conditions: Present if <i>ordrTypCod</i> is "I" (iceberg order)
ordrTypCod	CE	m	1	Char(1)	The order type code B - Balance order for local products H - Hit and lift order I - Iceberg order L - Limit order, UDDP block orders P - OTC order S - Stop order
quote	CE	o	0..1	Char(1)	A flag indicating that the order is a quote. Conditions: Present only if the order is a quote.
ordrExePrc	CE	o	0..1	Decimal	The limit price of an order. For orders created by M7 as a result of AOT it is the last ordrExePrc of the related remote order before the AOT has been performed.

XML Tag	Type	m/o	No.	Data Type	Short description
tradMchPrc	CE	o	0..1	tradMchPrcType	<p>The trade match price. This is the price at which the trade was executed.</p> <p>Conditions: present if <i>actnCod</i> is either: "M" (full match) or "P" (partial match).</p> <p>It is possible that in case of synchronisation issues with the XBID instance the M7 application will not be able to retrieve the match price of a trade so the attribute will be reported with an empty string. In addition, it will be required that the Market Operators check the trade match prices of all partial trades related to this <i>ordrId</i> against the XBID TC reports, as in this rare event M7 Trading cannot guarantee that these will be reported correctly.</p>
ordrResCod	CE	o	0..1	Char(2)	<p>The restriction code of an order</p> <p>A - AON: All or Nothing</p> <p>I - OC: Immediate or Cancel</p> <p>F - FOK: Fill or Kill</p> <p>S - STP: Stop order</p> <p>Conditions: Present if <i>ordrResCod</i> is either: "A" (AON), "F" (FOK) or "I" (IOC)</p>
ordrValCode	CE	m	1	Char(3)	<p>The validity restriction of an order.</p> <p>GFS - Good For Session</p> <p>GTD - Good Till Date</p> <p>NON - None, if the execution restriction is "IOC" or "FOK".</p>
applicationId	CE	o	0..1	Char(255)	<p>Application ID which the user used to perform the maintenance step.</p> <p>Conditions: Present always, except for orders submitted or maintained before the migration to M7 6.0.</p>
applicationVer	CE	o	0..1	Char(32)	<p>The version of the application which the user used to perform the maintenance step.</p> <p>Conditions: Present if the application version was provided in the API.</p>

XML Tag	Type	m/o	No.	Data Type	Short description
valDat	CE	o	0..1	Char(23)	<p>If the validity restriction of an order ("ordrValCode") is "GTD", the "valDat" field will contain the data and time when an order will be deleted. Valid values:</p> <p>Format is:</p> <p>YYYY-MM-DD hh:mm+hh:mm</p> <p>where YYYY-MM-DD hh:mm is the timestamp in CET/CEST, and +hh:mm is the UTC offset</p> <p>Conditions: present if <i>ordrValCode</i> is "GTD"</p>
text	CE	o	0..1	Char(250)	<p>The text entered in the text field of an order. For orders created by M7 as a result of AOT it is the last "text" of the related remote order before the AOT has been performed.</p> <p>Conditions: Present if the text field is not empty</p>
membExclIdCodOboMs	CE	o	0..1	Char(5)	<p>The "Member ID" of the user who performed a maintenance action on behalf of the order owner.</p> <p>Conditions: Present if the maintenance step was performed by a user on behalf of the order owner (see the chapter On-behalf trading in <i>DFS180</i>).</p> <p>For orders created by LTS as a result of AOT, it is the "Member ID" of the order owner before the AOT has been performed.</p>
partIdCodOboMs	CE	o	0..1	Char(6)	<p>The "User Code" of the user who performed a maintenance action on behalf of the order owner.</p> <p>Conditions: Present if the maintenance step was performed by a user on behalf of the order owner (see the chapter On-behalf trading in <i>DFS180</i>).</p> <p>For orders created by LTS as a result of AOT, it is the string "SYSTEM".</p>
aot	CE	o	0..1	Boolean	<p>The indicator whether the order shall be automatically transferred to the corresponding linked contract after the trading in the specific delivery area ends in XBID.</p>
prioChange	CE	o	0..1	Boolean	<p>An indicator of whether the order has been added or deleted as a result of an order modification which lead to a priority change of the order. If false, the element is omitted.</p>
location	CE	o	0..1	Char(64)	<p>Location of order within the delivery area.</p> <p>Condition: Present if the location for an order was submitted.</p>
marketBased	CE	o	0..1	Boolean	<p>Type of the congestion order to indicate whether it is a market based order (Yes) or a non-market based order (No). Available only for products with Locations enabled. Default value: true.</p>

XML Tag	Type	m/o	No.	Data Type	Short description
contractReference	CE	o	0..1	Char(64)	Reference to a contract between supplier and network operator (e.g. bidding obligation). Available only for products with Locations enabled.
facilityType	CE	o	0..1	Char(64)	Type of the network connected facility that converts primary energy into electrical energy. Available only for products with Locations enabled.
usageFraction	CE	o	0..1	Integer	Indicates the mix/max percentage value of usage of the order. Example: For BUY orders it represents the maximum the provider can down regulate their production unit without fully shutting it down. Available only for products with Locations enabled.

6.2 TC550 Admin Order Data Report

Description	<p>The Admin Order Data Report contains a list of order maintenance actions which have been performed on the member's orders during the configured trading period. An order maintenance action is reported if:</p> <ul style="list-style-type: none"> - It has been executed during the trading period stated by the tags <startTime> and <endTime>, AND - It has been executed by the M7 instance (local and linked products), OR - It has been executed by the XBID instance (remote products), OR - It was based on the information received from XBID. For details please refer to <i>DFS160a</i>, the chapter Full Order History. <p>During the disconnection from XBID, the TC550 Admin Order Data Report generation is interrupted in order to avoid incompleteness of the final report. The generation is renewed after successful re-synchronization with the XBID instance, and all missing reports are regenerated in the chronological order.</p>
Frequency	The TC550 Report is generated for the configured trading period. The options for the configuration are listed in chapter Reporter Admin Reports .
Generation	Triggered by timer based on the configured trading period. The functionality is described in Report Generation by the Reporter .
Availability	Reporting user of an Admin member. The feature is provided exclusively to EPEX Spot SE.

6.2.1 Selection Criteria and Target group

The report is an aggregation of order maintenance actions of all members during the configured trading period.

6.2.2 TC550 Structural Logic

Each TC550 report covers the trading period specified by the <startTime> and <endTime> elements, which can be found inside

the <header> tag. The order maintenance actions performed during the configured trading period are listed in the <body> tag of the report, each order being embedded in the <order> tag.

Inside the <order> tag, all order maintenance actions are sorted by the orderNo ascending and then by the revisionNo ascending. The report attributes are listed in two groups, first <orderAttributes>, which contains immutable order characteristics, and then <revisionChange>, which is the wrapper for mutable order attributes.

If the order is included in two or more TC550 reports, the immutable order characteristics in <orderAttributes> are present in all of them. The group <revisionChange> will contain the mutable order attributes for all new revisions that have emerged during the TC550 trading period.

6.2.3 TC550 Example

The part of the report body that follows represents two order management actions performed on one order, first of them represents the order entry, the second one represents the full execution of the order.

```
<order>
  <orderAttributes>
    <orderId>3015</orderId>
    <initialOrderId>3015</initialOrderId>
    <remoteOrderId>581784539</remoteOrderId>
    <memberId>TEST1</memberId>
    <balancingGroup>TEST1-BG1-----X</balancingGroup>
    <userCode>TRD001</userCode>
    <productLongName>Intraday_Power_D</productLongName>
    <contractLongName>20210205 14:00-20210205 15:00</contractLongName>
    <contractDeliveryStartTime>2021-02-05T13:00:00Z</contractDeliveryStartTime>
    <contractDeliveryEndTime>2021-02-05T14:00:00Z</contractDeliveryEndTime>
    <marketAreaEic>DEMO1-----</marketAreaEic>
    <deliveryAreaEic>DEMO2-----</deliveryAreaEic>
    <side>BUY</side>
    <type>0</type>
    <clearingAccountType>P</clearingAccountType>
    <currency>EUR</currency>
    <listExecutionInstruction>NONE</listExecutionInstruction>
  </orderAttributes>
  <revisionChange>
    <revisionNo>5</revisionNo>
    <qty>1.000</qty>
    <px>2.00</px>
    <state>IACT</state>
    <action>UDEL</action>
    <tranTime>2021-02-05T10:00:11.6Z</tranTime>
    <matchPrioTime>2021-02-05T09:36:06.785Z</matchPrioTime>
    <validityRestriction>GFS</validityRestriction>
    <aot>false</aot>
    <applicationId>ComTrader</applicationId>
    <applicationVersion>6.11.52</applicationVersion>
    <validityDateTime>2021-02-05T12:00:00Z</validityDateTime>
    <orderExeRestriction>NON</orderExeRestriction>
    <remoteRevisionNo>4</remoteRevisionNo>
  </revisionChange>
</order>
```

6.2.4 TC550 Structure

XML Tag		Type	m/o	No.	Data Type	Short description
tc550		SE	m	1	Structure	TC550 Admin Order Data Report
	header	SE	m	1	Structure	
	reportCode	CE	m	1	Char(5)	The naming code of the XML report. Valid values: TC540 TC550 TC810 TC820 TC840
	startTime	CE	m	1	DateTime	The start date and time of report period in the UTC time in the ISO 8601 format.
	endTime	CE	m	1	DateTime	The end date and time of report period in the UTC time in the ISO 8601 format.
	environment	CE	m	1	Char(4)	The type of environment the report was created for. Valid values: ACUT CTPB CUTE LIPA PROD SIMU ASIM
	exchangeName	CE	m	1	Char(4)	Customer name
	applicationVersion	CE	m	1	Char(255)	The schema and application version.
	reportCreationTime	CE	m	1	DateTime	The date and time when the report was created in the UTC time in the ISO 8601 format.
	body	SE	m	1	Structure	
	order	SE	o	0..n	Structure	
	orderAttributes	SE	m	1	Structure	Wrapper for immutable order attributes
	orderId	CE	m	1	Long	The "Order ID". It may be changed when the order is modified.
	initialOrderId	CE	m	1	Long	The "initialOrderId" equals to the "orderId" that was assigned to an order when it was entered for the very first time or when it was created by the LTS as a result of AOT. It remains the same even if the order is modified.

XML Tag	Type	m/o	No.	Data Type	Short description
parentOrderId	CE	o	0..1	Long	The field is displayed only if the maintenance step led to a new "orderId". In such case, it contains the "orderId" of the previously modified order. In case an order has been created by LTS as a result of AOT, the parentOrderId of the related remote order is not present.
preAotId	CE	o	0..1	Long	Local order ID of the remote order that this order originated from during AOT. The field is populated if this is a local order transferred from a remote order during AOT. It is expected to be carried over for all order transactions related to the first transferred local order.
remoteOrderId	CE	o	0..1	Long	An "Order ID" assigned to the order by XBID SOB. It may be changed when the order is modified. The field is not present for orders created by the LTS as a result of AOT. Conditions: Present if the order has been communicated to the XBID SOB
creationTime	CE	m	1	DateTime	The creation time of an order in the UTC time in the ISO 8601 format. For orders created by the LTS as a result of AOT, it is the timestamp when the order was automatically created by the LTS system on the linked contract.
memberId	CE	m	1	Char(5)	The "Member ID" of the latest order owner. For orders created by the LTS as a result of AOT, it is the "Member ID" of the order owner before the AOT has been performed.
balancingGroup	CE	m	1	Char(32)	Balancing group, for which order was entered.
userCode	CE	m	1	Char(6)	The "User Code" of the latest order owner. For orders created by the LTS as a result of AOT, it is the "User Code" of the latest order owner before the AOT has been performed.
productLongName	CE	m	1	Char(255)	Product long name
contractLongName	CE	m	1	Char(128)	The contract identifier. It is the long name of the contract.
contractDeliveryStartTime	CE	m	1	DateTime	The delivery start date and time in the UTC time in the ISO 8601 format.
contractDeliveryEndTime	CE	m	1	DateTime	The delivery end date and time in the UTC time in the ISO 8601 format.
marketAreaEic	CE	m	1	Char(16)	The market area short name.

XML Tag	Type	m/o	No.	Data Type	Short description
deliveryAreaEic	CE	m	1	Char(16)	Delivery or Market Area Id. In the power market this corresponds to the EIC code.
side	CE	m	1	Char(4)	Defines on which side of the market the order was entered (BUY, SELL).
type	CE	m	1	Char(1)	The order type code. Valid values: O Regular limit order B - User Defined Block order I - Iceberg order L - Balance order S - Stop limit order P - OTC order
clearingAccountType	CE	m	1	Char(2)	The account type group. Valid values: A or A1..A9 - Agent account P or P1..P9 - Proprietary account
listId	CE	o	0..1	Long	The "List Id" of a basket order. Conditions: Present if the order is a part of a basket.
listExecutionInstruction	CE	o	0..1	Char(6)	The execution instruction of a basket order. Valid values: LNKD - All orders of the basket or none will be executed. NONE - No execution instruction VALID - Either all orders of the basket are valid or all orders are rejected. Conditions: Present if the order is a part of a basket.
currency	CE	m	1	Char(3)	The currency of product based on ISO 4217
counterpartyBalancingGroup	CE	o	0..1	Char(32)	Counterparty Balancing Group for which the OTC order was entered.
revisionChange	SE	m	1..n	Structure	Wrapper for mutable order attributes

XML Tag	Type	m/o	No.	Data Type	Short description
revisionNo	CE	m	1	Long	<p>This field contains the revision number of the maintenance step. Initial value is 1.</p> <p>When a local order or an order created by M7 as a result of AOT is modified, the value is increased by one.</p> <p>When a remote order is modified, the value may be increased by more than one, because the maintenance actions that were performed only locally (e.g. storing an order locally on M7 before forwarding it to XBID) are excluded from the report.</p> <p>Both for remote and local orders, it can only be guaranteed that the <i>revisionNo</i> will be always monotonically increasing, but not that the delta will always be one.</p>
remoteRevisionNo	CE	o	0..1	Long	<p>The revision value for each order maintenance step.</p> <p>The field is not present for orders created by the LTS as a result of AOT.</p> <p>The initial value is 1. When an order is modified in XBID, value is increased by one. In case of a disconnection event from XBID, LTS bases the order history on the information received from XBID. For details please refer to <i>DFS160a</i>, the chapter Full Order History.</p> <p>Conditions: Present if the order has been communicated to the XBID SOB.</p>
qty	CE	m	1	Decimal	<p>The order quantity in "qtyUnit". After a trade, the quantity is reduced by the amount executed in the last trade until the order is fully matched (quantity = 0.0). For iceberg orders it is the current exposed quantity (the current size of the active slice). For orders created by the LTS as a result of AOT it is the last qty of the related remote order before the AOT has been performed. Value can be zero or higher.</p>
px	CE	m	1	Decimal	<p>The limit price of an order. For orders created by the LTS as a result of AOT it is the last <i>ordrExePrc</i> of the related remote order before the AOT has been performed.</p>

XML Tag	Type	m/o	No.	Data Type	Short description
state	CE	m	1	Char(4)	<p>The current state of the order in the system. Valid values:</p> <p>HIBE : The order is entered into the backend system but is not exposed to the market.</p> <p>ACTI : The order is entered and is immediately exposed to the market for execution.</p> <p>IACT : The order is deleted.</p>
action	CE	m	1	Char(255)	<p>The action code. Valid values:</p> <p>UADD : Order added by the user.</p> <p>UHIB : Order deactivated by the user.</p> <p>UMOD : Order modified by the user.</p> <p>UDEL : Order deleted by the user.</p> <p>UREJ : Pre-arranged order rejected by the user.</p> <p>AADD : Order added by market operations on behalf.</p> <p>AHIB : Order deactivated by market operations on behalf.</p> <p>AMOD : Order modified by market operations on behalf.</p> <p>ADEL : Order deleted by market operations on behalf.</p> <p>AREJ : Pre-arranged order rejected by market operations on behalf.</p> <p>SADD : Order added by the system.</p> <p>SHIB : Order deactivated by the system.</p> <p>SMOD : Order modified by the system.</p> <p>SDEL : Order deleted by the system.</p> <p>SREJ : Pre-arranged order rejected by system.</p> <p>FEXE : Order is fully executed.</p> <p>PEXE : Partial execution of order.</p> <p>IADD : A new slice of an Iceberg order was added to the service.</p>

XML Tag	Type	m/o	No.	Data Type	Short description
tranTime	CE	m	1	DateTime	<p>The transaction timestamp in the UTC time in the ISO 8601 format.</p> <p>For local orders, the exact time when the maintenance action, trade execution or modification was performed.</p> <p>For orders created by the LTS as a result of AOT it is the time of the order transfer (time of transfer from remote contract (XBID) to linked contract (local)).</p> <p>For remote orders, timestamp is provided based on configuration of the parameter <i>report.generation.use_remote_timestamp</i> for the environment:</p> <p>true Timestamp is filled with data provided by XBID.</p> <p>false The exact time when the LTS received the information on the maintenance action from XBID. Note: This time may differ from the actual time of processing the maintenance action by XBID.</p>
matchPrioTime	CE	o	0..1	DateTime	<p>The entry time of an order in the UTC time in the ISO 8601 format.</p> <p>If the price/time mechanism of an order is modified, it is deleted and a new one (with a new order creation time) is entered instead. For orders created by the LTS as a result of AOT it is the creation time of the related remote order before the AOT has been performed.</p>
validityRestriction	CE	m	1	Char(3)	<p>The validity restriction of an order.</p> <p>GFS - Good For Session</p> <p>GTD - Good Till Date</p> <p>NON - None, if the execution restriction is "IOC" or "FOK".</p>
aot	CE	m	1	Boolean	<p>The indicator whether the order shall be automatically transferred to the corresponding linked contract after the trading in the specific delivery area ends in XBID.</p>
applicationId	CE	o	0..1	Char(255)	<p>This field contains the application ID of the user.</p>
applicationVersion	CE	o	0..1	Char(32)	<p>This field contains the application version.</p>

XML Tag	Type	m/o	No.	Data Type	Short description
validityDateTime	CE	o	0..1	DateTime	Validity Date in the UTC time in the ISO 8601 format. If the validity restriction of an order ("validityRestriction") is "GTD", the "validityDateTime" field will contain the data and time when an order will be deleted. For "GFS" orders, the field is populated with date and time of the end of trading phase, or with the date and time of the contract expiry point, depending on which of the two dates comes earlier.
text	CE	o	0..1	Char(255)	The text entered in the text field of an order. For orders created by the LTS as a result of AOT it is the last "text" of the related remote order before the AOT has been performed. Conditions: Present if the text field is not empty.
aggressorIndicator	CE	o	0..1	Char(1)	Indicates whether the executed order was as a trade aggressor or as a trade originator. Valid values: Y - Trade aggressor N - Trade originator U - Unknown, used for executed orders of remote products, orders transferred to linked contracts and data before migration Condition: Present if the action of the order is either "FEXE" (full match) or "PEXE" (partial match).
tradeMatchPx	CE	o	0..1	tradeMatchPriceType	The trade match price. This is the price at which the trade was executed. Conditions: present if <i>action</i> is either: "FEXE" (full match) or "PEXE" (partial match). It is possible that in case of synchronisation issues with the XBID instance the LTS will not be able to retrieve the match price of a trade. In such case, the attribute will not be present in TC550. In addition, it will be required that the Market Operators check the trade match prices of all partial trades related to this orderId against the XBID TC reports, as in this rare event the LTS cannot guarantee that these will be reported correctly.

XML Tag	Type	m/o	No.	Data Type	Short description
totalRemQty	CE	o	0..1	Decimal	The total remaining quantity of an iceberg order in "qtyUnit". For orders created by the LTS as a result of AOT it is the last totalRemQty of the related remote order before the AOT has been performed. Value can be zero or higher. Conditions: present if type is "I" (iceberg order)
onBehalfMemberId	CE	o	0..1	Char(5)	The "Member ID" of the user who performed a maintenance action on behalf of the order owner. Conditions: Present if the maintenance step was performed by a user on behalf of the order owner (see the chapter On-behalf trading in <i>DFS180</i>). For orders created by the LTS as a result of AOT, it is the "Member ID" of the order owner before the AOT has been performed.
onBehalfUserCode	CE	o	0..1	Char(6)	The "User Code" of the latest order owner. Conditions: Present if the maintenance step was performed by a user on behalf of the order owner (see the chapter On-behalf trading in <i>DFS180</i>). For orders created by LTS as a result of AOT, it is the string "SYSTEM".
prioChange	CE	o	0..1	Boolean	The indicator whether there was a priority change of an order. If false, the element is omitted. (Deletion of the original order by the system, and the entry of a new order with the modified parameters and a new timestamp).
tradeId	CE	o	0..1	Long	The trade Id. Present only if a new revision was created because of an order match.
peakSizeQty	CE	o	0..1	Decimal	The peak size quantity of an iceberg order in "qtyUnit". For orders created by the LTS as a result of AOT it is the last peakSizeQty of the related remote order before the AOT has been performed. Value can be zero or higher. Conditions: Present if type is "I" (iceberg order).
ppd	CE	o	0..1	Decimal	Peak price delta for Iceberg orders.
stopPx	CE	o	0..1	Decimal	The stop price of a stop limit order. Conditions: Present if type is "S" (stop limit order)

XML Tag	Type	m/o	No.	Data Type	Short description
orderExeRestriction	CE	m	1	Char(3)	The execution restriction of the order. Valid values: NON - No restriction. This is the default. FOK - (Fill or Kill): The order is immediately fully executed or deleted. IOC - (Immediate and cancel): The order is executed immediately to its maximum extend. In case of a partial execution, the remaining volume is removed from the order book. AON - (All or None): The order must be filled completely or not at all. The order stays in the order book until it is executed or removed by the system or user.
location	CE	o	0..1	Char(64)	Location. Only applicable for products with "Location-Price-Time" or "Location-AON" matcher.
marketBased	CE	o	0..1	Boolean	Type of the congestion order to indicate whether it is a market based order (Yes) or a non-market based order (No). Available only for products with Locations enabled. Default value: true.
contractReference	CE	o	0..1	Char(64)	Reference to a contract between supplier and network operator (e.g. bidding obligation). Available only for products with Locations enabled.
facilityType	CE	o	0..1	Char(64)	Type of the network connected facility that converts primary energy into electrical energy. Available only for products with Locations enabled.
usageFraction	CE	o	0..1	Integer	Indicates the mix/max percentage value of usage of the order. Example: For BUY orders it represents the maximum the provider can down regulate their production unit without fully shutting it down. Available only for products with Locations enabled.

6.3 TC810 Daily Trade Confirmation

Description	<p>This report contains an inventory of all of the trades of each member during the trading day. The report shows all unmodified, modified, recalled, cancelled and matched trades and approved OTC trades whenever these are supported by the exchange. In case cross-product matching or trade decomposition has been configured and such a trade was matched, only the trades resulting from the trade decomposition will appear in the report.</p> <p>For a report user belonging to a Regular member, this report contains the trade data just for this member.</p> <p>For a market operations report user, this report is an aggregation of trade data of all members.</p> <p>For a report user belonging to a Broker member, the report contains the trades and actions performed on these trades by the broker on behalf of other members. If the broker was also trading on his own behalf, the actions performed by its own member will be included in the report as well.</p>
Frequency	Daily
Generation	Triggered by timer
Availability	Report user of a non-Admin member + market operations report user

6.3.1 TC810 Selection Criteria and Target Group

This report can be generated as member-specific as well as for market operations. The latter receives the report with the trades of all members.

This report shows the trades of the last closed trading period (day).

6.3.2 TC810 Structural Logic

Each <tc810Grp> contains all trades for a member/contract combination. Inside this group tag, the trades are organized by traders into different <tc810Grp1>. Inside this structure, the trades themselves are listed in the last hierarchy level, each in a separate <tc810Rec>.

In general, all trades identified by their "tranIdNo", are only present once. The exception are trades for which a trade recall has been requested (identified by the value "Q" in the field <tranTypCod>), recalled trades (identified by the value "R" in the field <tranTypCod>), trades with the recall rejected (identified by the value "J" in the field <tranTypCod>) and cancelled trades (identified by the value "C" in the field <tranTypCod>).

6.3.3 TC810 Examples

6.3.3.1 Report Structure

Member **A** has two traders, Trader **1** and **2**. For contract X, Trader **1** has two trades; for contract Y, Trader **1** and Trader **2** have one trade each.

The resulting report structure is (key groups are not displayed here):

```

<tc810>
  <tc810Grp>      <!-- contains all trades for Member A and contract X -->
    <tc810Grp1>   <!-- contains all trades of Trader 1 for contract X -->
      <tc810Rec>   <!-- the first trade of Trader 1 for contract X -->
      <tc810Rec>   <!-- the second trade of Trader 1 for contract X -->
    <tc810Grp>   <!-- contains all trades for Member A and contract Y -->
      <tc810Grp1> <!-- contains all trades of Trader 1 for contract Y -->
        <tc810Rec> <!-- a trade of Trader 1 for contract Y -->
      <tc810Grp1> <!-- contains all trades of Trader 2 for contract Y -->
        <tc810Rec> <!-- a trade of Trader 2 for contract Y -->

```

6.3.3.2 Cross-Product Matching and Trade Decomposition

Cross-product matching between an hourly product and a quarterly product is enabled. Member A has one trader, Trader A, who placed an hourly buy order for the contract 12-13. Member B has one trader, Trader B who placed three quarterly (3x15 minutes) sell orders for the contracts 12Q1, 12Q2 and 12Q3. Member C has one trader, Trader C who placed one quarterly (1x15 minutes) sell order for the contract 12Q4. The buy order and the four sell orders were matched into a trade. As a result of the cross-product matching process, the hourly buy trade was decomposed into four quarterly trades. The report contains only the trades for the quarterly contracts.

The resulting report (for market operations) contains the following trades:

```

<tc810>
  <tc810Grp>      <!-- contains all trades for Member A and contract 12Q1 -->
    <tc810Grp1>   <!-- contains all trades of Trader A for contract 12Q1 -->
      <tc810Rec>   <!-- (buy side of) trade of Trader A for contract 12Q1 -->
    <tc810Grp>   <!-- contains all trades for Member A and contract 12Q2 -->
      <tc810Grp1> <!-- contains all trades of Trader A for contract 12Q2 -->
        <tc810Rec> <!-- (buy side of) trade of Trader A for contract 12Q2 -->
    <tc810Grp>   <!-- contains all trades for Member A and contract 12Q3 -->
      <tc810Grp1> <!-- contains all trades of Trader A for contract 12Q3 -->
        <tc810Rec> <!-- (buy side of) trade of Trader A for contract 12Q3 -->
    <tc810Grp>   <!-- contains all trades for Member A and contract 12Q4 -->
      <tc810Grp1> <!-- contains all trades of Trader A for contract 12Q4 -->
        <tc810Rec> <!-- (buy side of) trade of Trader A for contract 12Q4 -->
    <tc810Grp>   <!-- contains all trades for Member B and contract 12Q1 -->
      <tc810Grp1> <!-- contains all trades of Trader B for contract 12Q1 -->
        <tc810Rec> <!-- (sell side of) trade of Trader B for contract 12Q1 -->
    <tc810Grp>   <!-- contains all trades for Member B and contract 12Q2 -->
      <tc810Grp1> <!-- contains all trades of Trader B for contract 12Q2 -->
        <tc810Rec> <!-- (sell side of) trade of Trader B for contract 12Q2 -->
    <tc810Grp>   <!-- contains all trades for Member B and contract 12Q3 -->
      <tc810Grp1> <!-- contains all trades of Trader B for contract 12Q3 -->
        <tc810Rec> <!-- (sell side of) trade of Trader B for contract 12Q3 -->
    <tc810Grp>   <!-- contains all trades for Member C and contract 12Q4 -->
      <tc810Grp1> <!-- contains all trades of Trader C for contract 12Q4 -->
        <tc810Rec> <!-- (sell side of) trade of Trader C for contract 12Q4 -->

```

6.3.4 TC810 Structure

XML Tag	Type	m/o	No.	Data Type	Short description
tc810	SE	m	1	Structure	TC810 Daily Trade Confirmation
rptHdr	SE	m	1	Structure	

XML Tag	Type	m/o	No.	Data Type	Short description
exchNam	CE	m	1	Char(6)	The name of the exchange the report was created for.
envText	CE	m	1	Char(1)	The technical environment where the report was generated. Valid values: D : Development A : Acceptance S : Simulation P : Production
rptCod	CE	m	1	Char(5)	The naming code of the XML report. Valid values: TC540 TC810 TC820 TC840
rptNam	CE	m	1	Char(53)	The XML report name
membLglNam	CE	o	0..1	Char(40)	The market area. Valid values: A valid market area (short name)
rptPrntEffDat	CE	m	1	Date	The print effective date of the XML report. All data in the report refers to this trading day.
rptPrntRunDat	CE	m	1	Date	The run date of the XML report. This is the day when the report was created.
tc810Grp	SE	o	0..n	Structure	Conditions: present only if at least one trade was matched, trade cancelled, or trade recall was granted on rptPrntEffDat
tc810KeyGrp	SE	m	1	Structure	
membExclcdCod	CE	m	1	Char(5)	The "Member ID" of the latest order owner. For orders created by M7 as a result of AOT, it is the "Member ID" of the order owner before the AOT has been performed.
membClgldCod	CE	m	1	Char(5)	The "Member ID" of the clearing member
stlIdAct	CE	m	1	Char(10)	The Settlement ID Account. Valid values: Always "0000"
stlIdLoc	CE	m	1	Char(3)	The Settlement Location ID. valid values: Always "ECC"
instTitl	SE	m	1	Structure	
wknNo	CE	o	0..1	Char(9)	DEPRECATED This field contains the WKN number
isinCod	CE	m	1	Char(128)	The contract identifier. It is the long name of the contract.

XML Tag	Type	m/o	No.	Data Type	Short description
cntcUnt	CE	m	1	Decimal	<p>The "Contract Unit" field contains the number of traded contract units/delivery units of a product in relation to basic period.</p> <p>This value is defined by product attribute "Delivery Units", which is set during the product configuration. Example: If the basic period is 1 month, for 3 month products cntcUnt is 3.</p> <p>For a UDDP block order, the value is calculated from the delivery start and delivery end of the block.</p> <p>In case of remote Commodities products, the cntcUnt is assumed to be equal to the delivery period length, expressed as a number of hours. For a UDB contract, the value is equal to the appropriate multiple of delivery periods of the underlying Commodities product.</p> <p>For more information, please refer to <i>MFG130</i>.</p>
product	CE	m	1	Char(32)	The name of the product.
currTypCod	CE	m	1	Char(3)	<p>Currency Type Code contains the currency in which the product is traded and the related fees are charged.</p> <p>Valid values: A valid ISO code</p>
tc810Grp1	SE	m	1..n	Structure	
tc810KeyGrp1	SE	m	1	Structure	
partIdCod	CE	m	1	Char(6)	The "User Code" of the latest order owner. For orders created by M7 as a result of AOT, it is the "User Code" of the latest order owner before the AOT has been performed.
tc810Rec	SE	m	1..n	Structure	
mktArea	CE	m	1	Char(8)	<p>The market area.</p> <p>Valid values: A valid market area (short name)</p>
tso	CE	m	1	Char(8)	The short name of a delivery area
balGrp	CE	m	1	Char(32)	Balancing Group for which the order was entered.
clgHseCode	CE	o	0..1	Char(4)	<p>DEPRECATED The code of the clearing house for which the order was entered, respectively modified; or for which the trade was executed, respectively modified.</p> <p>Condition: Present if a clearing house code was specified as part of the respective order.</p>

XML Tag	Type	m/o	No.	Data Type	Short description
clgAcctId	CE	o	0..1	Integer	DEPRECATED The code of the clearing house for which the order was entered, respectively modified; or for which the trade was executed, respectively modified. Condition: Present if a clearing account ID was specified as part of the respective order.
tranTim	CE	m	1	Time	The transaction timestamp. The exact time when the trade execution or modification was performed. Valid values: Any time in the format hh:mm:ss:ccc.
tranIdNo	CE	m	1	Long	A unique identifier of a trade per day ("Trade ID")
tranIdSfxNo	CE	o	0..1	Integer	The Transaction ID Suffix Number. The field contains the revision number of the trade. Valid values: Usually "1", the value changes e.g. when a trade recall is granted by a Market Operator.
remoteTranIdNo	CE	o	0..1	Long	A unique identifier of a trade per day assigned by XBID SOB ("Trade ID") Conditions: Present if the trade was executed or modified by XBID SOB
remoteTranIdSfxNo	CE	o	0..1	Integer	The Remote Transaction ID Suffix Number. The field contains the revision number of the trade on the XBID SOB. Valid values: Usually "1", the value changes e.g. when a trade recall is granted by XBID Central Admin. Conditions: Present if the trade was executed or modified by XBID SOB
tranTypCod	CE	o	0..1	Char(1)	The transaction type code describes the action performed on a trade. " " - Regular trade execution Q - Trade with requested recall R - Recalled trade J - Trade with rejected recall C - Cancelled trade
typOrig	CE	o	0..1	Char(1)	The transaction type indicates whether the trade is an OTC or a non-OTC trade. " " - Matched trade O - OTC trade

XML Tag	Type	m/o	No.	Data Type	Short description
aggressorIndicator	CE	m	1	Char(1)	Indicates whether the executed order was as a trade aggressor or as a trade originator. Valid values: Y - Trade aggressor N - Trade originator U - Unknown, used for executed orders of remote products, orders transferred to linked contracts and data before migration
isinCod	CE	o	0..1	Char(128)	The contract identifier. It is the long name of the contract.
ordrNo	CE	o	0..1	Long	The "Order ID". It may be changed when the order is modified.
acctTypCodGrp	CE	m	1	Char(2)	The account type group. Valid values: A or A1..A9 - Agent account P or P1..P9 - Proprietary account
ordrBuyCod	CE	m	1	Char(1)	Order Buy Code. It indicates whether the order is a buy or a sell order. Valid values: B - Buy order S - Sell order
openCloseInd	CE	o	0..1	Char(1)	The open close indicator. It shows whether the order is linked to an open or close position. Valid values: O - Open position indicator C - Close position indicator Conditions: Present if the order was submitted with a valid value in the "Open Close Indicator" field
tradMtchQty	CE	m	1	Decimal	The trade match quantity. This is the quantity executed in the trade in "qtyUnit".
tradMtchPrc	CE	m	1	tradMtchPrcType	The trade match price. This is the price at which the trade was executed. Conditions: present if <i>actnCod</i> is either: "M" (full match) or "P" (partial match).
tradPhase	CE	o	0..1	Char(10)	The trade phase in which the trade was executed. Valid values: Auction Balancing Continuous SDAT Same Delivery Area Trading
stlDate	CE	m	1	Date	The settlement date. It is defined by the delivery start date of the contract

XML Tag	Type	m/o	No.	Data Type	Short description
feeAmt	CE	m	1	Decimal	The fee amount. Valid values: Always "0"
membCtpyldCod	CE	m	1	Char(5)	The "Member ID" of the order owner. If contained in the tag <i>ctpyMembPartldCod</i> , the field contains the "Member ID" of the order owner counterparty.
text	CE	o	0..1	Char(250)	The text entered in the text field of an order. For orders created by M7 as a result of AOT it is the last "text" of the related remote order before the AOT has been performed. Conditions: Present if the text field is not empty
membExclldCodOboMs	CE	o	0..1	Char(5)	The "Member ID" of the admin user who granted a recall or cancelled a trade.
partldCodOboMs	CE	o	0..1	Char(6)	The "User Code" of the admin user who granted a recall or cancelled a trade. Conditions: Present if the trade was cancelled or a trade recall was granted by an admin user
brokerMembldCod	CE	o	0..1	Char(5)	The "Member ID" of the broker Conditions: present if the trade was modified by a broker user on behalf of another user
brokerUserldCod	CE	o	0..1	Char(6)	The "User Code" of the broker Conditions: present if the action was modified by a broker user on behalf of another user
selfTrade	CE	o	0..1	Char(1)	The flag if trade is a self-trade: Trade inside one balancing group or Trade between two different balancing groups within one member Valid values: Y - Yes N - No
recallRequestor	CE	o	0..1	Char(5)	The Member Id of the party who initiated the trade recall. Filled only in case report is generated for admin or user who belongs to same balancing group as user who initiated the recall.
location	CE	o	0..1	Char(64)	Location of trade within the delivery area. Condition: Present if the location for orders was submitted.
sumPartTotBuyOrdr	CE	m	1	Decimal	The total quantity bought by the user (the respective "partldCod" field) in "qtyUnit". The quantity is reported per contract for the trading day stated in the "rptPrntEffDat" field.

XML Tag	Type	m/o	No.	Data Type	Short description
sumPartTotSellOrdr	CE	m	1	Decimal	The total quantity sold by the user (the respective "partIdCod field) in "qtyUnit". The quantity is reported per contract for the trading day contained in the "rptPrntEffDat" field.
sumMembTotBuyOrdr	CE	m	1	Decimal	The total quantity bought by a member in "qtyUnit" per contract on the trading day contained in the "rptPrntEffDat" field.
sumMembTotSellOrdr	CE	m	1	Decimal	The total quantity sold by a member in "qtyUnit" per contract on the trading day contained in the "rptPrntEffDat" field.

6.4 TC820 Daily Open OTC Maintenance

Description	The report contains a list of all OTC orders which have been modified for each member during the trading day. For each member, this report is arranged by traders and contracts and lists all measures taken for the maintenance of OTC orders during the trading day. For market operations, the report is an aggregation of all member reports, arranged by members and then as described previously.
Frequency	Daily
Generation	Triggered by timer
Availability	Report user of a non-Admin member + market operations report user

6.4.1 TC820 Selection Criteria and Target Group

This report can be created to be member-specific, as well as for market operations. The latter receives the report with the OTC orders for all members.

This report shows all maintenance actions for OTC orders for the last closed trading period (day) in continuous trading.

6.4.2 TC820 Structural Logic

For each member, a <tc820Grp> contains all open OTC orders that have been modified by its users. Inside this group tag, the orders are separated by the user's code, where the orders of each individual user are listed in an extra <tc820Grp1>. Inside this group, the orders for one trader but different contracts as listed in separate <tc820Grp2> tags.

Finally, inside each of these tags, the orders are listed inside the <tc820Rec>, while each maintenance action performed on an order is listed in an individual record.

The report does not necessarily contain the complete lifecycle of an OTC order, as it lists only the maintenance actions for one trading day, which is displayed in the tag <rptPrntEffDat>.

6.4.3 TC820 Example

Member A has two traders called Trader I and Trader II. Trader I performed two maintenance actions on an OTC order for contract X and Trader II performed one maintenance action on an OTC order for the same contract X and two maintenance actions on an OTC order for contract Y. Some of the orders have been *entered* the day before. However, the TC820 only contains the actions that were performed on the trading day stated in the "rptPrntEffDat" field.

The resulting report structure is:

```

<tc820Grp>          <!-- contains all actions of Member A -->
  <tc820Grp1>       <!-- contains all actions of Trader I -->
    <tc820Grp2>     <!-- contains all actions of Trader I on contract X -->
      <tc820Rec>    <!-- the first action of Trader I on order of contract X -->
      <tc820Rec>    <!-- the second action of Trader I on order of contract X -->
    <tc820Grp1>     <!-- contains all actions of Trader II -->
      <tc820Grp2>   <!-- contains all actions of Trader II on contract X -->
        <tc820Rec>  <!-- an action of Trader II on order of contract X -->
      <tc820Grp2>   <!-- contains all actions of Trader II on contract Y -->
        <tc820Rec>  <!-- the first action of Trader II on order of contract Y -->
        <tc820Rec>  <!-- the second action of Trader II on order of contract Y -->

```

6.4.4 TC820 Structure

XML Tag	Type	m/o	No.	Data Type	Short description
tc820	SE	m	1	Structure	TC820 Daily Open Otc Maintenance
rptHdr	SE	m	1	Structure	
exchNam	CE	m	1	Char(6)	The name of the exchange the report was created for.
envText	CE	m	1	Char(1)	The technical environment where the report was generated. Valid values: D: Development A: Acceptance S: Simulation P: Production
rptCod	CE	m	1	Char(5)	The naming code of the XML report. Valid values: TC540 TC810 TC820 TC840
rptNam	CE	m	1	Char(53)	The XML report name
membLglNam	CE	o	0..1	Char(40)	The market area. Valid values: A valid market area (short name)
rptPrntEffDat	CE	m	1	Date	The print effective date of the XML report. All data in the report refers to this trading day.
rptPrntRunDat	CE	m	1	Date	The run date of the XML report. This is the day when the report was created.
tc820Grp	SE	o	0..n	Structure	Conditions: present only if an order was modified on rptPrntEffDat
tc820KeyGrp	SE	m	1	Structure	

XML Tag		Type	m/o	No.	Data Type	Short description
	membExclCod	CE	m	1	Char(5)	The "Member ID" of the order owner. If contained in the tag <i>ctpyMembPartIdCod</i> , the field contains the "Member ID" of the order owner counterparty.
	tc820Grp1	SE	m	1..n	Structure	
	tc820KeyGrp1	SE	m	1	Structure	
	partIdCod	CE	o	0..1	Char(6)	The "User Code" of the latest order owner. For orders created by M7 as a result of AOT, it is the "User Code" of the latest order owner before the AOT has been performed.
	tc820Grp2	SE	m	1..n	Structure	
	tc820KeyGrp2	SE	m	1	Structure	
	instTitl	SE	m	1	Structure	
	wknNo	CE	o	0..1	Char(9)	DEPRECATED This field contains the WKN number
	isinCod	CE	m	1	Char(128)	The contract identifier. It is the long name of the contract.
	product	CE	m	1	Char(32)	The name of the product.
	currTypCod	CE	m	1	Char(3)	Currency Type Code contains the currency in which the product is traded. Valid values: A valid ISO code
	tc820Rec	SE	m	1..n	Structure	
	mktArea	CE	m	1	Char(8)	The market area. Valid values: A valid market area (short name)
	tso	CE	m	1	Char(8)	The short name of a delivery area
	balGrp	CE	m	1	Char(32)	Balancing Group for which the order was entered.
	clgHseCode	CE	o	0..1	Char(4)	DEPRECATED The code of the clearing house for which the order was entered, respectively modified; or for which the trade was executed, respectively modified. Condition: Present if a clearing house code was specified as part of the respective order.
	clgAcctId	CE	o	0..1	Integer	DEPRECATED The code of the clearing house for which the order was entered, respectively modified; or for which the trade was executed, respectively modified. Condition: Present if a clearing account ID was specified as part of the respective order.

XML Tag					Type	m/o	No.	Data Type	Short description
				aggressorIndicator	CE	o	0..1	Char(1)	Indicates whether the executed order was as a trade aggressor or as a trade originator. Valid values: Y - Trade aggressor N - Trade originator U - Unknown, used for executed orders of remote products, orders transferred to linked contracts and data before migration
				tranTim	CE	m	1	Time	The transaction timestamp. The exact time when the trade execution or modification was performed.
				tranTypCod	CE	m	1	Char(1)	The transaction type code describes the maintenance action performed on an OTC order. A - Add C - Change D - Delete H - Hibernation (deactivation) M - Full match X - System deletion (order expiration)
				otcTrdTim	CE	o	0..1	Time	The OTC trade time. It is the time when the OTC order was accepted by the counterparty. Conditions: present if an OTC order was accepted by the counterparty.
				tranIdNo	CE	m	1	Long	An "Order ID" of an OTC order
				ordrBuyCod	CE	m	1	Char(1)	Order Buy Code. It indicates whether the order is a buy or a sell order. Valid values: B - Buy order S - Sell order
				acctTypCodGrp	CE	m	1	Char(2)	The account type group. Valid values: A or A1..A9 - Agent account P or P1..P9 - Proprietary account
				ordrQty	CE	m	1	Decimal	The order quantity in "qtyUnit". After a trade, the quantity is reduced by the amount executed in the last trade until the order is fully matched (quantity = 0.0). For iceberg orders it is the current exposed quantity (the current size of the active slice). For orders created by M7 as a result of AOT it is the last ordrQty of the related remote order before the AOT has been performed.
				ordrExePrc	CE	m	1	Decimal	The limit price and execution price of the OTC order (OTC orders are always matched at the initial limit price).

XML Tag		Type	m/o	No.	Data Type	Short description
	ordrValCode	CE	m	1	Char(3)	The validity restriction of an order. GFS - Good For Session GTD - Good Till Date NON - None, if the execution restriction is "IOC" or "FOK".
	valDat	CE	o	0..1	Char(23)	If the validity restriction of an order ("ordrValCode") is "GTD", the "valDat" field will contain the data and time when an order will be deleted. Valid values: Format is: YYYY-MM-DD hh:mm+hh:mm where YYYY-MM-DD hh:mm is the timestamp in CET/CEST, and +hh:mm is the UTC offset Conditions: present if <i>ordrValCode</i> is "GTD"
	ctpyMembPartIdCod	SE	m	1	Structure	
	membExclIdCod	CE	m	1	Char(5)	This field contains the member id code.
	partIdCod	CE	m	1	Char(6)	The "User Code" of the latest order owner. For orders created by M7 as a result of AOT, it is the "User Code" of the latest order owner before the AOT has been performed.
	mktArea	CE	m	1	Char(8)	The market area. Valid values: A valid market area (short name)
	balGrp	CE	m	1	Char(32)	Balancing group, for which order was entered.
	clgHse	SE	o	0..1	Structure	DEPRECATED Conditions: present only if a clearing house was specified as part of the order
	clgHseCode	CE	m	1	Char(4)	DEPRECATED The code of the clearing house for which the order was entered, respectively modified; or for which the trade was executed, respectively modified. Condition: Present if a clearing house code was specified as part of the respective order.
	clgAcct	SE	m	1	Structure	DEPRECATED
	clgAcctId	CE	m	1..n	Integer	DEPRECATED The code of the clearing house for which the order was entered, respectively modified; or for which the trade was executed, respectively modified. Condition: Present if a clearing account ID was specified as part of the respective order.

XML Tag		Type	m/o	No.	Data Type	Short description
	clgAcctId	CE	o	0..1	Integer	DEPRECATED The code of the clearing house for which the order was entered, respectively modified; or for which the trade was executed, respectively modified. Condition: Present if a clearing account ID was specified as part of the respective order.
	aggressorIndicator	CE	o	0..1	Char(1)	Indicates whether the executed order was as a trade aggressor or as a trade originator. Valid values: Y - Trade aggressor N - Trade originator U - Unknown, used for executed orders of remote products, orders transferred to linked contracts and data before migration
	stlDate	CE	m	1	Date	The settlement date. It is defined by the delivery start date of the contract
	setlmCod1	CE	m	1	Char(3)	The settlement code. Valid values: Always "DVP"
	text	CE	o	0..1	Char(250)	The text entered in the text field of an order. For orders created by M7 as a result of AOT it is the last "text" of the related remote order before the AOT has been performed. Conditions: Present if the text field is not empty
	membExclIdCodOboMs	CE	o	0..1	Char(5)	The "Member ID" of the user who performed a maintenance action on behalf of the order owner. For orders created by M7 as a result of AOT, it is the "Member ID" of the order owner before the AOT has been performed. Conditions: Present if the maintenance step was performed by an admin or a trader user that performed an on behalf action
	partIdCodOboMs	CE	o	0..1	Char(6)	The "User Code" of the user who performed a maintenance action on behalf of the order owner. For orders created by M7 as a result of AOT it is the string "SYSTEM". Conditions: Present if the maintenance step was performed by an admin or a trader user that performed an on behalf action

6.5 TC840 RefData Report

Description	This report contains a list of all members with complete information and appropriate balancing group and user information.
Frequency	Daily

Generation	Triggered by timer
Availability	Market Operations only

6.5.1 TC840 Selection Criteria and Target Group

As this report is for market operations only, it contains information for all members.

6.5.2 TC840 Structural Logic

The TC840 report contains the reference data information which was valid at the time of the report generation.

The main component of the report is the member. For each member, the report states the general member-related information such as its ID, status, contact details or cash limit settings. The member information is then followed by a list of balancing groups which are assigned to this particular member. For each balancing group, the report contains the list of its assigned delivery areas and products. After that, the users belonging to that member and their related information are listed, including their assigned balancing groups, user roles and additional rights.

6.5.3 TC840 Example

Let's assume that the relationships between the entities and their instances are as depicted in the following diagram (users' details, additional rights etc. which appear in the resulting report are not shown).

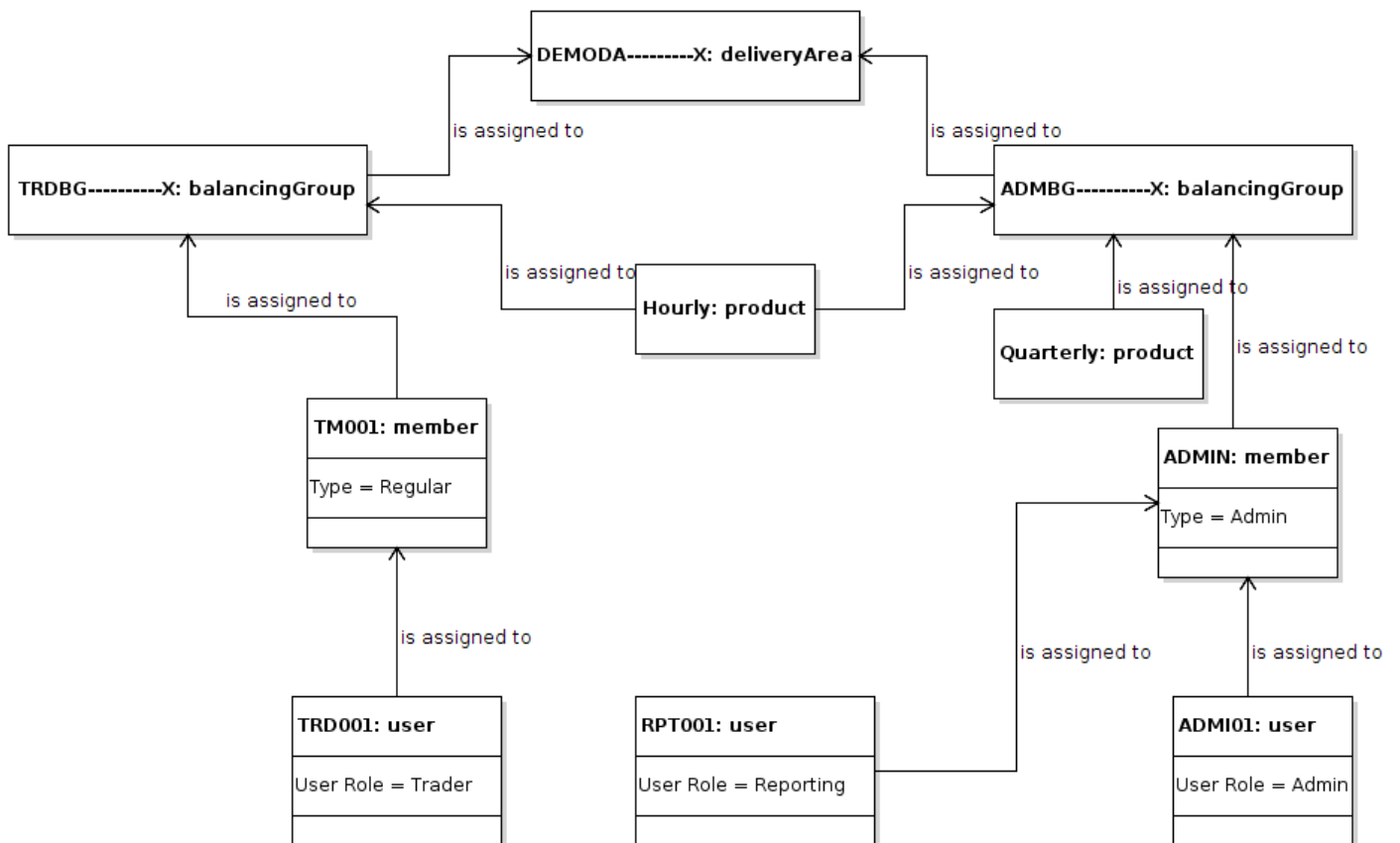


Figure 1: Instance Diagram

The resulting TC840 report:

```
<tc840>
  <member_list>
    <member>
      <idCode>ADMIN</idCode>
      <name>Demo Market Operations</name>
      <status>ACTI</status>
      <type>ADM</type>
      <cashLimit_list></cashLimit_list>
      <balGrp_list>
        <balGrp>
          <balGrp>ADMBG-----X</balGrp>
          <status>ACTI</status>
          <name>Admin Balancing Group</name>
          <otcTrading>N</otcTrading>
          <assignedTso>
            <assignedTso>DEMODA-----X</assignedTso>
          </assignedTso>
          <assignedProduct>
            <product>Hourly</product>
          </assignedProduct>
          <assignedProduct>
            <product>Quarterly</product>
          </assignedProduct>
        </balGrp>
      </balGrp_list>
      <user_list>
        <user>
          <idCode>ADMI01</idCode>
          <loginId>M7ADMI01</loginId>
          <name>Jeremy Kyle</name>
          <status>ACTI</status>
          <email>Jeremy.Kyle@demo.market.operations.com</email>
          <defaultBalGrp>ADMBG-----X</defaultBalGrp>
          <assignedBalGrp>
            <balGrp>ADMBG-----X</balGrp>
          </assignedBalGrp>
          <role>AD</role>
          <additionalRight>
            <right>API</right>
          </additionalRight>
          <additionalRight>
            <right>ASA</right>
          </additionalRight>
          <additionalRight>
            <right>REF</right>
          </additionalRight>
        </user>
        <user>
          <idCode>RPT001</idCode>
          <loginId>M7RPRT01</loginId>
          <name>Marianna Mrkvickova</name>
          <status>ACTI</status>
          <email>Marianna.Mrkvickova@demo.market.operations.com</email>
          <defaultBalGrp>ADMBG-----X</defaultBalGrp>
          <assignedBalGrp>
            <balGrp>ADMBG-----X</balGrp>
          </assignedBalGrp>
          <role>RE</role>
        </user>
      </user_list>
    </member>
  </member_list>
</tc840>
```

```

</member>
<member>
  <idCode>TM001</idCode>
  <name>Trading Company</name>
  <status>ACTI</status>
  <type>REG</type>
  <cashLimit_list></cashLimit_list>
  <balGrp_list>
    <balGrp>
      <balGrp>TRDBG-----X</balGrp>
      <status>ACTI</status>
      <name>Demo Balancing Group</name>
      <otcTrading>Y</otcTrading>
      <assignedTso>
        <assignedTso>DEMODA-----X</assignedTso>
      </assignedTso>
      <assignedProduct>
        <product>Hourly</product>
      </assignedProduct>
    </balGrp>
  </balGrp_list>
  <user_list>
    <user>
      <idCode>TRD001</idCode>
      <loginId>M7TRD001</loginId>
      <name>Peter Chytry</name>
      <status>ACTI</status>
      <email>Peter.Chytry@trading.company.com</email>
      <defaultBalGrp>TRDBG-----X</defaultBalGrp>
      <assignedBalGrp>
        <balGrp>TRDBG-----X</balGrp>
      </assignedBalGrp>
      <role>TR</role>
      <additionalRight>
        <right>API</right>
      </additionalRight>
      <additionalRight>
        <right>ASA</right>
      </additionalRight>
      <additionalRight>
        <right>CAP</right>
      </additionalRight>
    </user>
  </user_list>
</member>
</tc840>

```

6.5.4 TC840 Structure

XML Tag	Type	m/o	No.	Data Type	Short description
tc840	SE	m	1	Structure	TC840 Weekly Member Maintenance
rptHdr	SE	m	1	Structure	
exchNam	CE	m	1	Char(6)	The name of the exchange the report was created for.

XML Tag		Type	m/o	No.	Data Type	Short description
	envText	CE	m	1	Char(1)	The technical environment where the report was generated. Valid values: D: Development A: Acceptance S: Simulation P: Production
	rptCod	CE	m	1	Char(5)	The naming code of the XML report. Valid values: TC540 TC810 TC820 TC840
	rptNam	CE	m	1	Char(53)	The XML report name
	membLglNam	CE	o	0..1	Char(40)	The market area. Valid values: A valid market area (short name)
	rptPrntEffDat	CE	m	1	Date	The print effective date of the XML report. All data in the report refers to this trading day.
	rptPrntRunDat	CE	m	1	Date	The run date of the XML report. This is the day when the report was created.
	member_list	SE	m	1	Structure	
	member	SE	m	1..n	Structure	
	idCode	CE	m	1	Char(5)	Member ID code User ID coded
	name	CE	m	1	Char(32)	Member name, Balancing Group name, User name
	status	CE	m	1	Char(4)	Member status, Balancing group status, User status. Valid values: ACTI - Member/Balancing group/User is active DELE - Member/Balancing group/User is deleted SUSP - Member/Balancing group/User is suspended
	type	CE	m	1	Char(3)	Member type ADM - Admin REG - Regular BRK - Broker

XML Tag		Type	m/o	No.	Data Type	Short description
	department	CE	o	0..1	Char(64)	Member address - department Conditions: Present if the information was provided
	street	CE	o	0..1	Char(64)	Member address: street Conditions: Present if the information was provided
	city	CE	o	0..1	Char(64)	Member address: city Conditions: Present if the information was provided
	postCode	CE	o	0..1	Char(16)	Member address: postal code Conditions: present if the information was provided
	country	CE	o	0..1	Char(64)	Member address: country
	trdCntcName1	CE	o	0..1	Char(64)	Member trading contact: Name 1
	trdCntcPhone1	CE	o	0..1	Char(64)	Member trading contact: Phone 1
	trdCntcName2	CE	o	0..1	Char(64)	Member trading contact: Name 2
	trdCntcPhone2	CE	o	0..1	Char(64)	Member trading contact: Phone 2
	clrCntcName1	CE	o	0..1	Char(5)	Member clearing contact: Name 1 Conditions: Present if the information was provided
	clrCntcPhone1	CE	o	0..1	Char(5)	Member clearing contact: Phone 1 Conditions: Present if the information was provided
	clrCntcName2	CE	o	0..1	Char(5)	Member clearing contact: Name 2 Conditions: Present if the information was provided
	clrCntcPhone2	CE	o	0..1	Char(5)	Member clearing contact: Phone 2 Conditions: Present if the information was provided
	cashLimit_list	SE	m	1	Structure	
	iniLimit	SE	o	0..n	Structure	Conditions: Present if a cash limit for the member was defined
	value	CE	m	1	Long	Member initial cash limit
	decShft	CE	m	1	Integer	The decimal shift of the limit Valid values: Always 2.
	currTypCod	CE	m	1	Char(3)	Currency of the limit. Valid values: A valid ISO code
	validFrom	CE	o	0..1	Date	The first date from which the initial cash limit is applicable.
	validTo	CE	o	0..1	Date	The last date from which the initial cash limit is applicable.
	limitId	CE	m	1	Long	The internal identifier of a limit.
	revisionNo	CE	m	1	Long	The internal revision value of a limit.

XML Tag		Type	m/o	No.	Data Type	Short description
	externalLimitId	CE	o	0..1	Long	The external identifier of a limit. Conditions: present if the limit was entered via upload.
	externalVersion	CE	o	0..1	Long	The external version of a limit. Conditions: present if the limit was entered via upload.
	cashLimitType	CE	m	1	Char(1)	Type of limit. Valid values: I - Internal limit E- External limit
balGrp_list		SE	m	1	Structure	
	balGrp	SE	m	1..n	Structure	Conditions: Present if a balancing group has been assigned to the member
	balGrp	CE	m	1	Char(32)	Balancing Group for which an assignment Member-BG or User-BG exists.
	status	CE	m	1	Char(4)	Member status, Balancing group status, User status. Valid values: ACTI - Member/Balancing group/User is active DELE - Member/Balancing group/User is deleted SUSP - Member/Balancing group/User is suspended
	name	CE	m	1	Char(32)	Member name, Balancing Group name, User name
	otcTrading	CE	m	1	Char(1)	If OTC trading for balancing group is allowed or not. Valid values: Y - Yes, OTC trading is enabled. N - No, OTC trading is not enabled.
assignedTso		SE	m	1..n	Structure	
	tso	CE	m	1	Char(8)	The short name of a delivery area
assignedProduct		SE	m	1..n	Structure	
	product	CE	m	1	Char(32)	The name of the product.
user_list		SE	m	1	Structure	
	user	SE	m	1..n	Structure	Conditions: Present if the member has at least one user
	idCode	CE	m	1	Char(6)	Member ID code / User ID code
	loginId	CE	m	1	Char(8)	Login ID of the user. Valid values: A valid login ID of the user. Example: CXTRAD01
	name	CE	m	1	Char(32)	Member name, Balancing Group name, User name

XML Tag		Type	m/o	No.	Data Type	Short description
	status	CE	m	1	Char(4)	Member status, Balancing group status, User status. Valid values: ACTI - Member/Balancing group/User is active DELE - Member/Balancing group/User is deleted SUSP - Member/Balancing group/User is suspended
	email	CE	o	0..1	Char(32)	E-Mail-Address of the user. Conditions: Mandatory only for Active users.
	defaultBalGrp	CE	m	1	Char(32)	Default Balancing Group of the user.
	lastLogin	CE	o	0..1	DateTime	Last login of the user. Format is: YYYY-MM-DD hh:mm+hh:mm where YYYY-MM-DD hh:mm is the timestamp in CET/CEST, and +hh:mm is the UTC offset Conditions: Present if the user has logged in
	applicationId	CE	o	0..1	Char(255)	Application ID which is available for the user at the time of the report generation. Conditions: Present if the user has logged in
	applicationVer	CE	o	0..1	Char(32)	The version of the application which is available for the user at the time of the report generation. Conditions: Present if the the last login contained this information
	assignedBalGrp	SE	o	0..n	Structure	Conditions: Present if a balancing group has been assigned to the user
	balGrp	CE	m	1	Char(32)	Balancing Group for which an assignment Member-BG or User-BG exists.

XML Tag					Type	m/o	No.	Data Type	Short description
				role	CE	m	1	Char(2)	Assigned user role If member type = Admin: AD - Admin CL - Clearing RE - Reporting SA - Sales SE - Settlement If member type = Regular: BU - Balancing User RB - Redispatch Balancing User DV - Data Vendor RE - Reporting TR - Trader If member type = Broker: BR - Broker RE - Reporting
				additionalRight	SE	o	0..n	Structure	Conditions: Present if the user has at least one additional right
				right	CE	m	1	Char(3)	Assigned additional user rights If role = Admin: API - Public API ASA - Allow System Access CAP - Capacity Info REF - Reference Data GUI SAD - Superadmin TRC - Trade Recall and Trade Cancellation If role = Sales: API - Public API ASA - Allow System Access CAP - Capacity Info If role = Settlement: API - Public API

XML Tag	Type	m/o	No.	Data Type	Short description
					<p>ASA - Allow System Access</p> <p>If role = Balancing User:</p> <p>API - Public API</p> <p>ONB - On Behalf</p> <p>RTR - Regular Trading</p> <p>If role = Data Vendor:</p> <p>API - Public API</p> <p>ASA - Allow System Access</p> <p>CAP - Capacity Info</p> <p>If role = Trader:</p> <p>API - Public API</p> <p>ASA - Allow System Access</p> <p>CAP - Capacity Info</p> <p>MAM - Market Maker</p> <p>ONB - On Behalf</p> <p>RON - Read Only</p> <p>If role = Broker:</p> <p>AOT - Allow Own Trading</p> <p>API - Public API</p> <p>ASA - Allow System Access</p> <p>CAP - Capacity Info</p> <p>ONB - On Behalf</p> <p>RON - Read Only</p>
deliveryRiskApplied	CE	o	0..1	Boolean	<p>Indicates if delivery risk applies to the member. Its application affects cash limit calculation. For more details, please refer to <i>Delivery Risk</i> in <i>DFS170</i>.</p> <p>Conditions: Provided if the delivery risk feature is enabled for the exchange, and, at the same time, if the delivery risk is applied to the member (= value = <code>true</code>).</p>